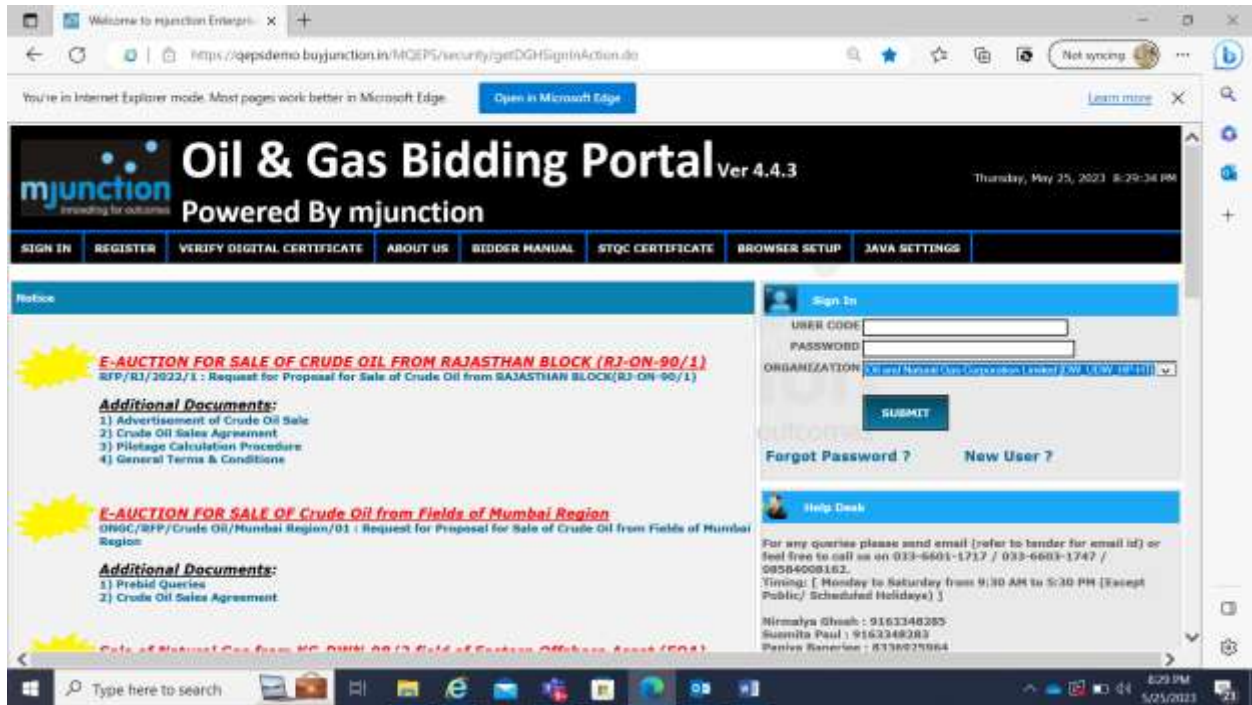
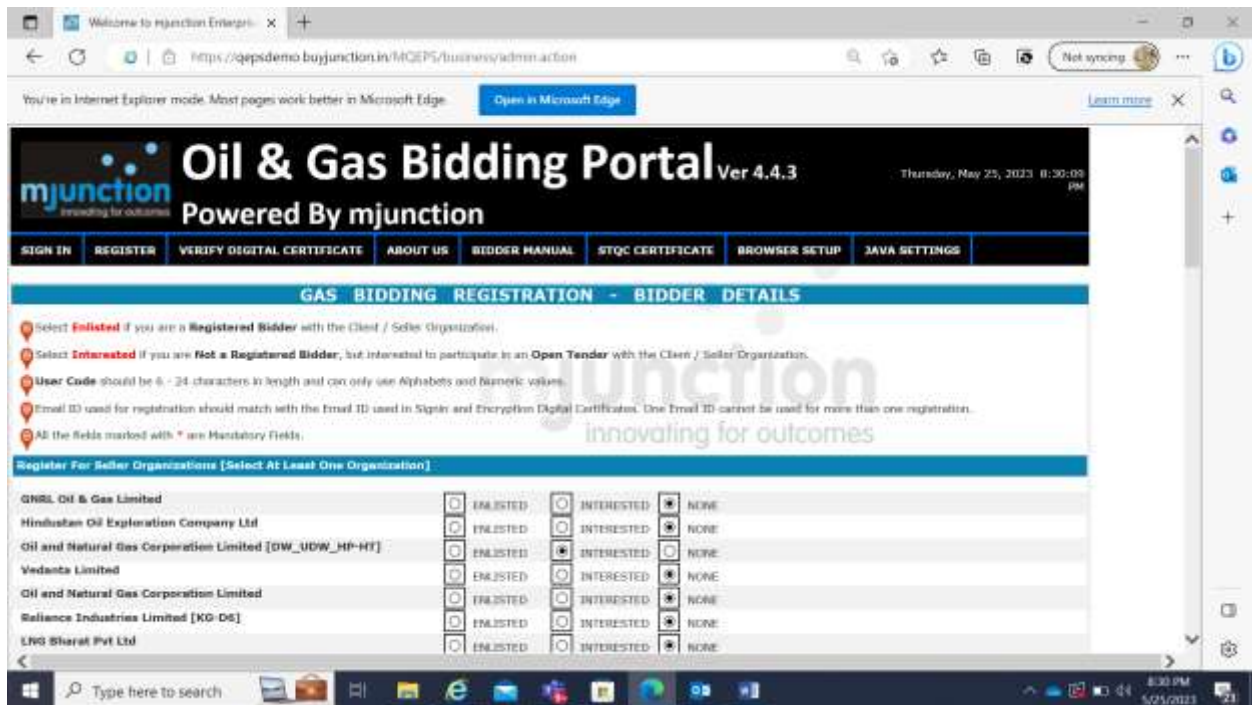


## ONGC BIDDER REGISTRATION MANUAL FOR KG-DWN-98-2

1. Open the Gas Bidding portal → Link: <https://eps.buyjunction.in/gasbidding> --> Click on REGISTER.



2. Select the organization as: **Oil and Natural Gas Corporation Ltd [DW\_UDW\_HP-HT]**



## ONGC BIDDER REGISTRATION MANUAL FOR KG-DWN-98-2

- Put a desired User CODE and fill the mandatory columns for registration

View in Internet Explorer mode. Most pages work better in Microsoft Edge. [Open in Microsoft Edge](#)

Company Name	ENLISTED	INTERESTED	NOTE
Reflexive Industries Limited (RIL)	<input type="checkbox"/>	<input type="checkbox"/>	<input type="checkbox"/>
Essar Exploration & Production India Ltd	<input type="checkbox"/>	<input type="checkbox"/>	<input type="checkbox"/>
Hindustan Oil Exploration Company Ltd	<input type="checkbox"/>	<input type="checkbox"/>	<input type="checkbox"/>
Oil and Natural Gas Corporation (ONGC)	<input type="checkbox"/>	<input type="checkbox"/>	<input type="checkbox"/>

**Input Preferred Login Code :**

User Code should be 8 - 24 characters in length and can only use **Alphabet and Numeric Values**.

Once Bidder submits registration form, Bidder will receive a **Application ID** along with this User Code. Bidder should quote the Application ID for all Registration related queries.

User Code:  LOGIN CODE: **123456789101112**

**Authorized Signatory Details:**

Registration ID:  First Name:  Last Name:   
Designation:  Mobile:  Phone:   
E-Mail:  Fax:

**Company Details:**

Organization Name:   
Address:   
Country:  State:   
City:  Postal Code / Zip:

**Additional Contact Details:**

- It is to be noted that one registration will be allowed on single PAN and single GST. Type the characters and click on NEXT.

View in Internet Explorer mode. Most pages work better in Microsoft Edge. [Open in Microsoft Edge](#)


Country:  State:   
City:  Postal Code / Zip:

**Bank Details:**

Bank Name:   
Branch Name:   
Branch Code:   
Bank Account Number:   
IFSC Code:   
MICR Code:

**ORDER DETAILS**

**\* GST IS APPLICABLE FOR ONLY INDIAN BIDDERS \***

PAN Number:   
Facility Name:   
SELECT GSTIN APPLICATION STATUS:   
GSTIN:   


innovating for outcomes

TYPE THE CHARACTERS SHOWN AND CLICK NEXT:

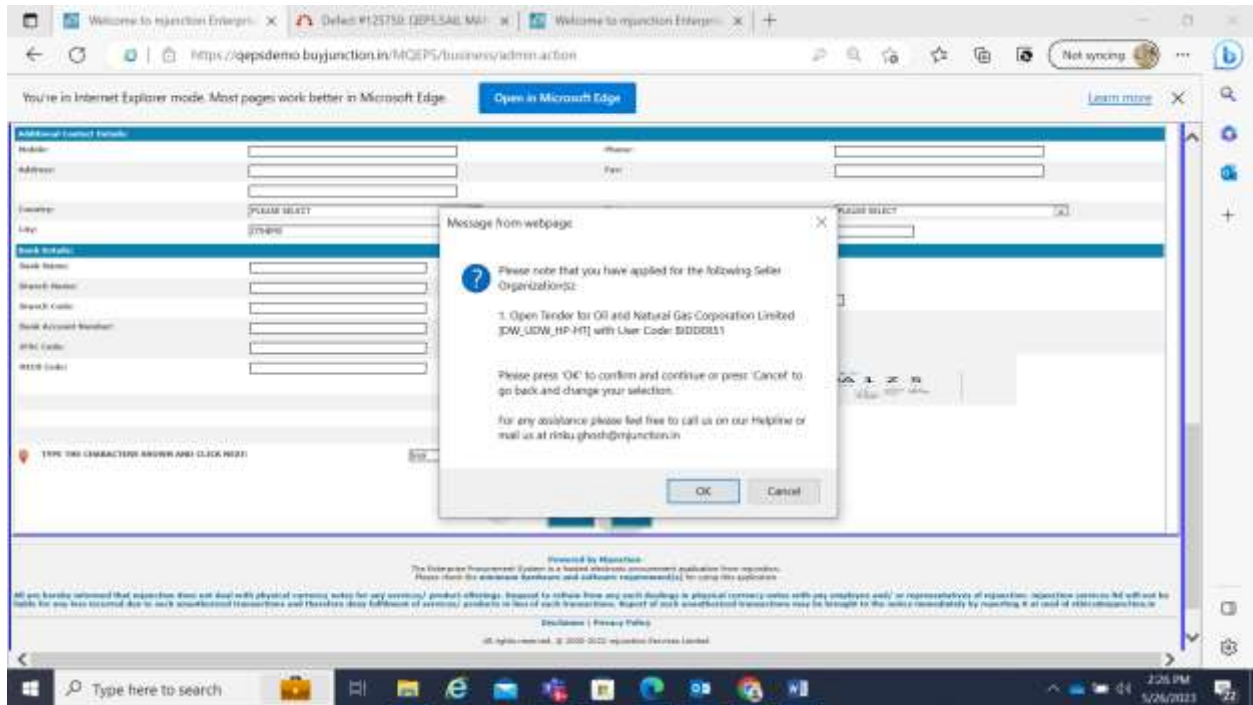
[PREV](#) [NEXT](#)

Powered by Njan Gen  
The Enterprise Procurement System is a hosted, Microsoft procurement application from njan gen.  
Please check the minimum hardware and software requirements for using this application.

All are hereby informed that rejection does not deal with physical currency notes for any services/ product of foreign. Request to refrain from any such dealings in physical currency notes with any

## ONGC BIDDER REGISTRATION MANUAL FOR KG-DWN-98-2

5. Window's message will appear with all the details → OK

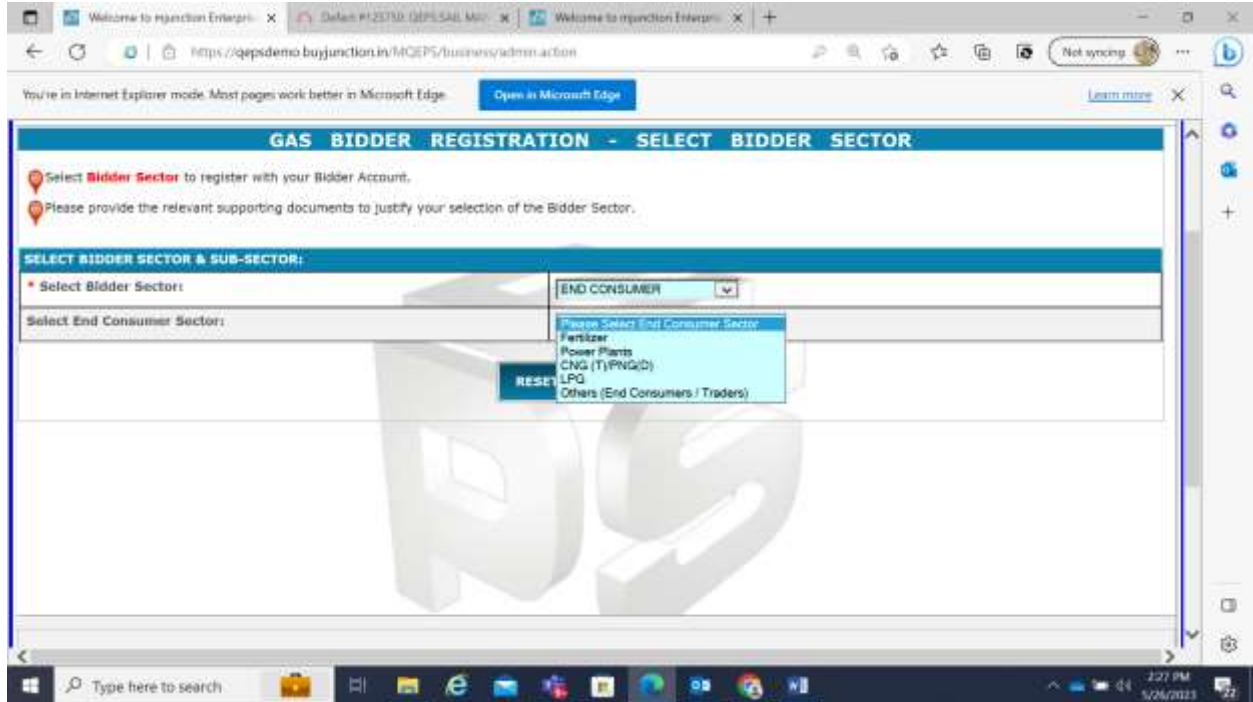


6. Next you have to select BIDDER SECTOR from the dropdown → click on the Sector to select

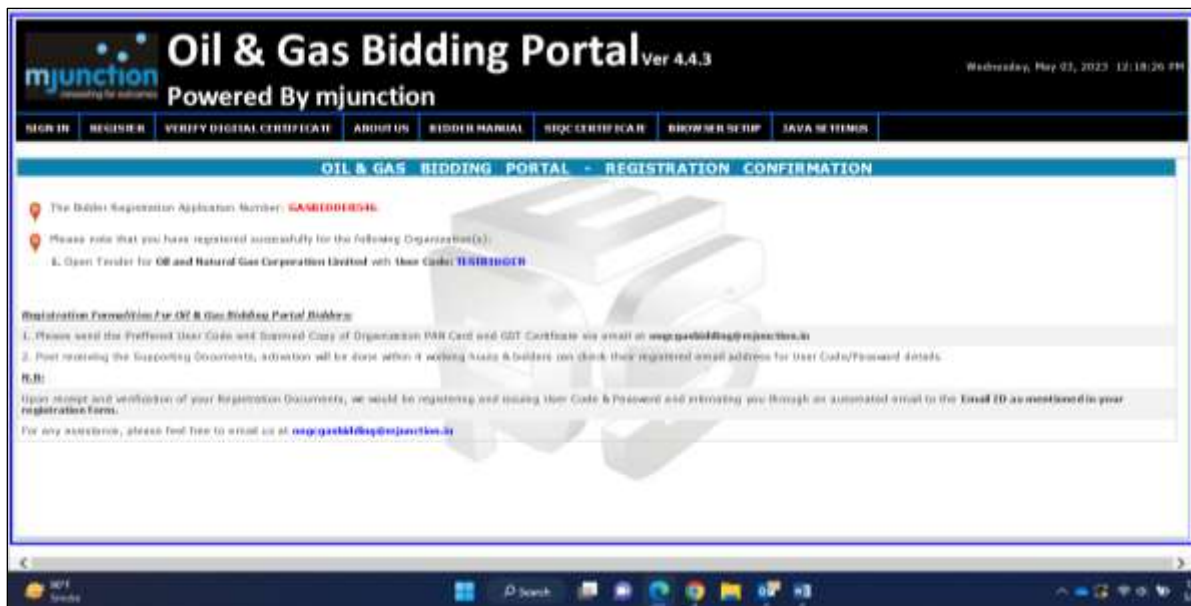


## ONGC BIDDER REGISTRATION MANUAL FOR KG-DWN-98-2

### 7. Select sector and Click on NEXT



### 8. Registration will be completed → registration confirmation page will appear with all the details



**ONGC BIDDER REGISTRATION MANUAL FOR KG-DWN-98-2**